

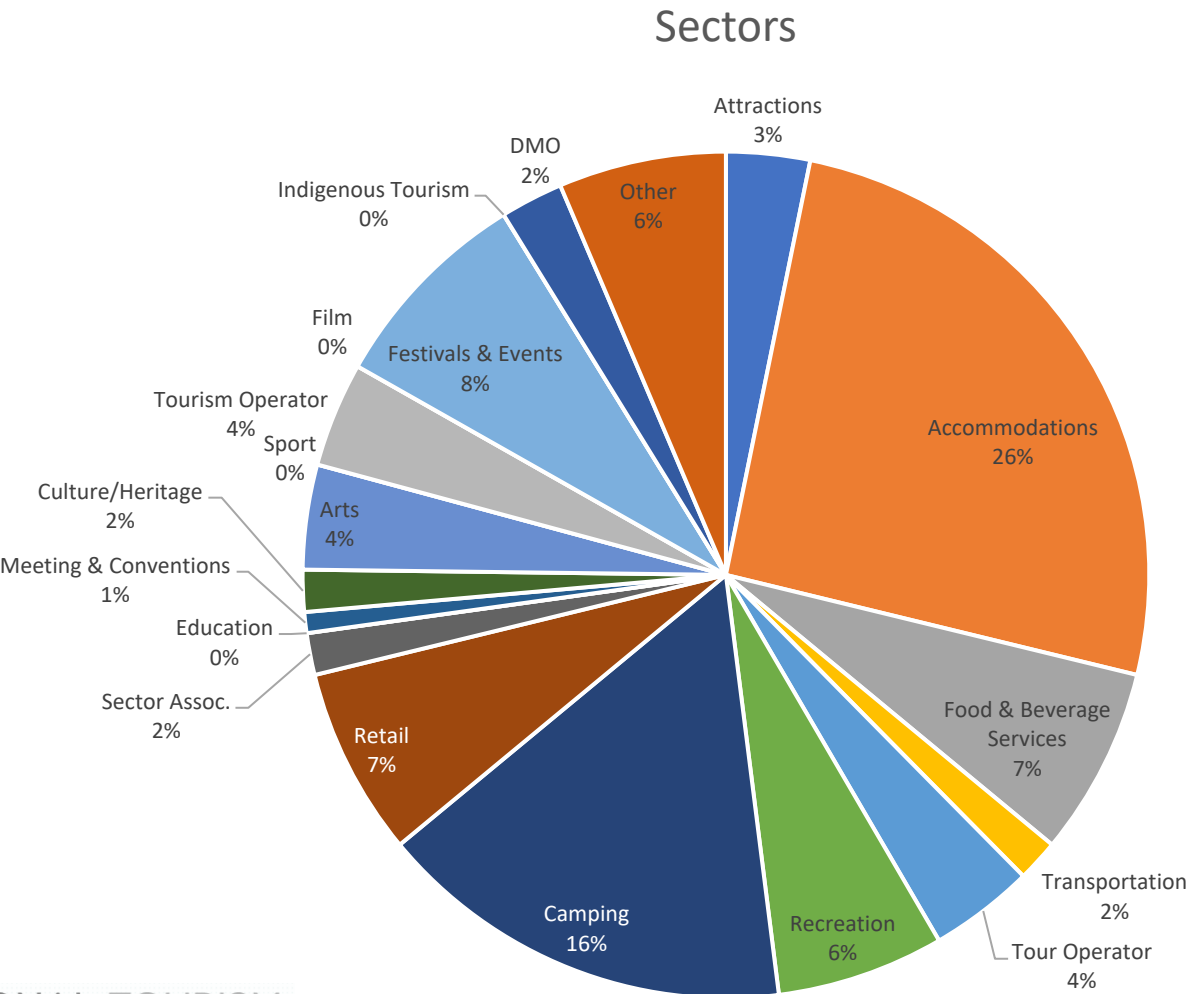
REGIONAL TOURISM ORGANIZATION 7



Ontario Region7
Covid-19 Survey 4 Results
April 22-27, 2020

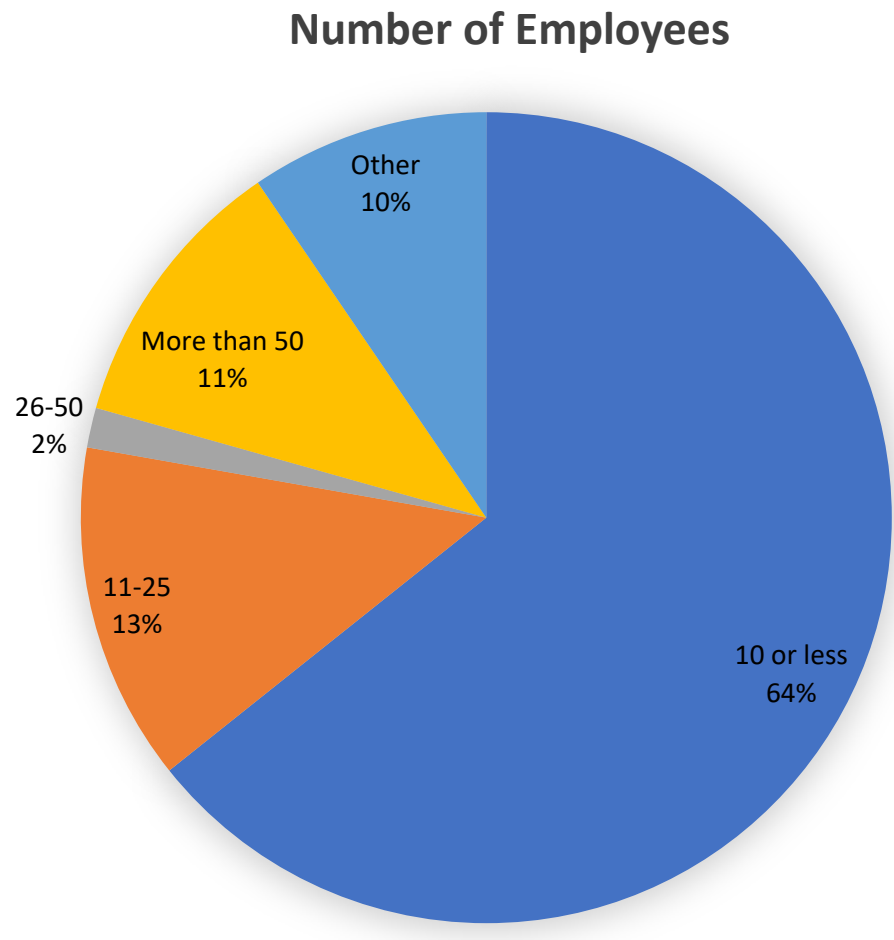
Which sector do you operate in?

125 completed surveys



Sectors	Value	%
Attractions	4	3.2%
Accommodations	32	25.6%
Food & Beverage Services	9	7.2%
Transportation	2	1.6%
Tour Operator	5	4.0%
Recreation	8	6.4%
Camping	20	16.0%
Retail	9	7.2%
Sector Association	2	1.6%
Education	0	0.0%
Meeting & Conventions	1	0.8%
Culture/Heritage	2	1.6%
Arts	5	4.0%
Sport	0	0.0%
Tourism Operator	5	4.0%
Film	0	0.0%
Festivals and Events	10	8.0%
Indigenous Tourism	0	0.0%
DMO	3	2.4%
Other	8	6.4%

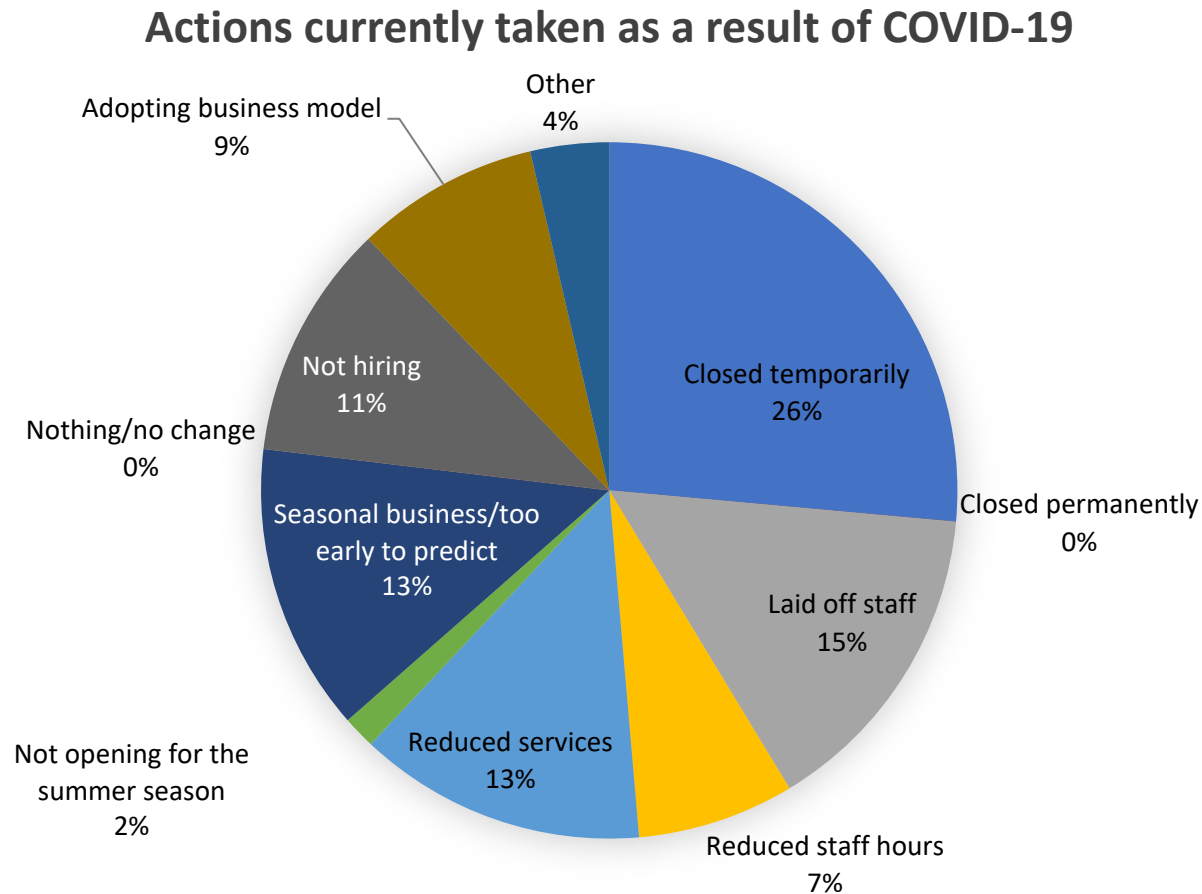
How many employees does your business have?



Number of Employees	Value	%
10 or less	81	64.3%
11-26	17	13.5%
26-50	2	1.6%
More than 50	14	11.1%
Other	12	9.5%

What actions have you currently taken as a result of COVID-19?

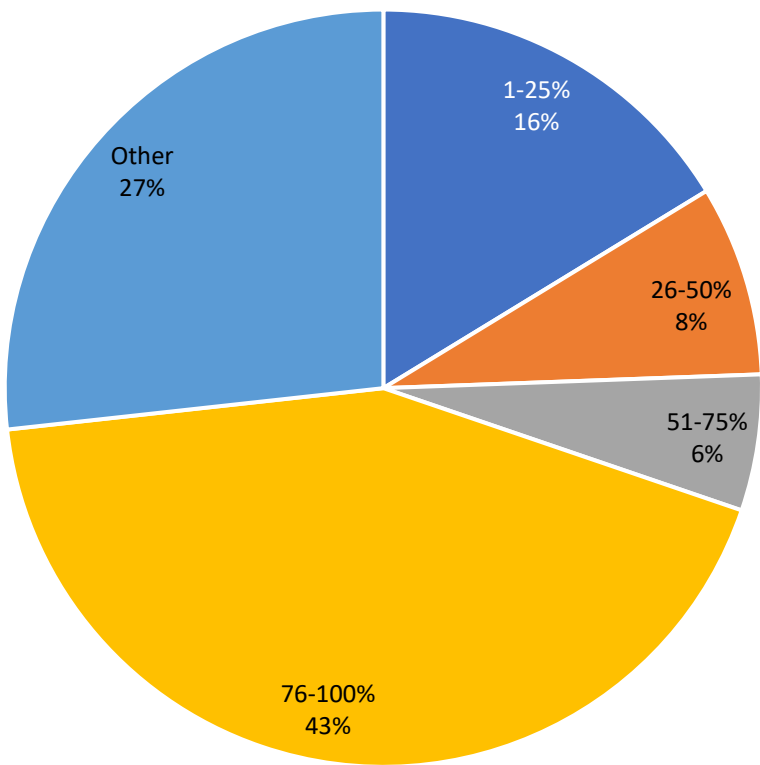
Select all that apply.



Actions taken as a result of COVID-19	Value	%
Closed Temporarily	87	26.4%
Closed Permanently	0	0.0%
Laid off staff	49	14.9%
Reduced staff hours	24	7.3%
Reduced services	44	13.4%
Not opening for the summer season	5	1.5%
Seasonal business/too early to predict	44	13.4%
Nothing/no change	0	0.0%
Not hiring	36	10.9%
Adotping business model	28	8.5%
Other (please specify)	12	3.6%

If you answered yes, to layoff employees, please percentage of your employees are being laid off:

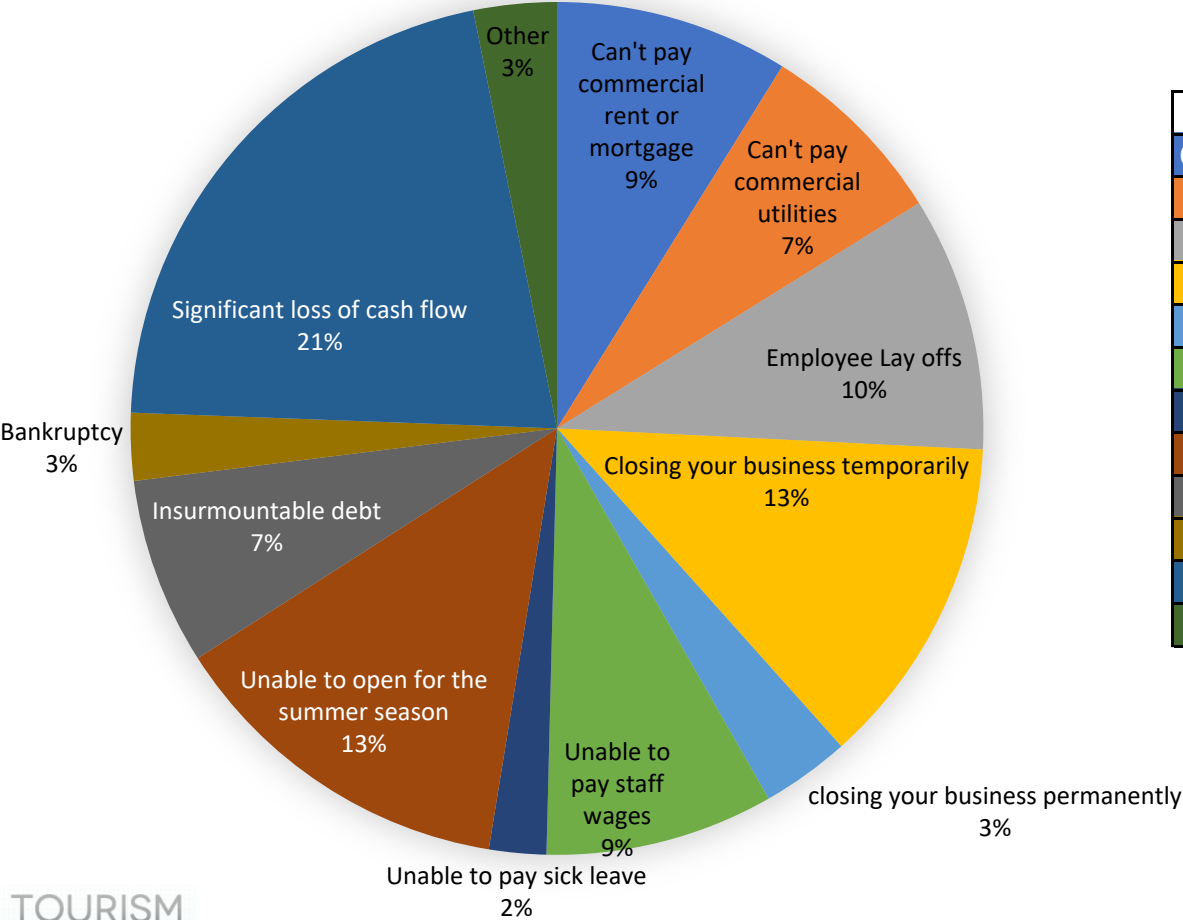
% of Employees Laid Off



If you answered Yes	Value	%
1-25%	14	16.3%
26-50%	7	8.1%
51-75%	5	5.8%
76-100%	37	43.0%
Other	23	26.7%

Looking ahead at the next 3 months, please indicate the risks your business is facing. Select all that apply.

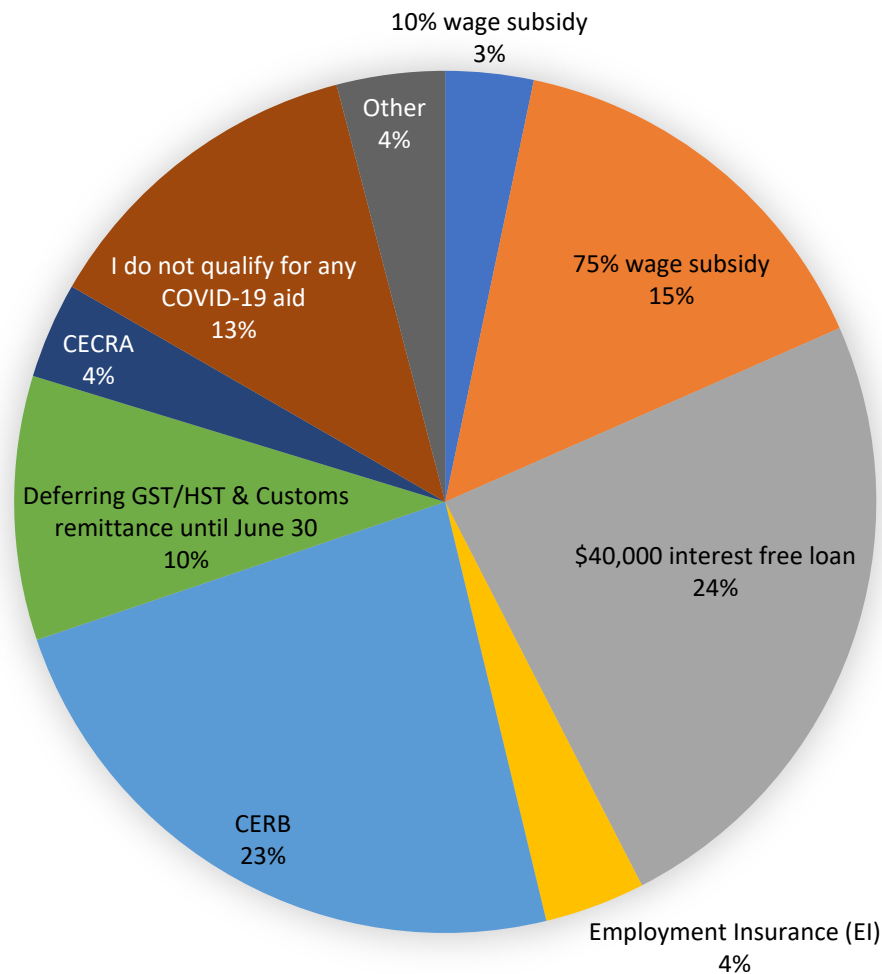
Risks in the next 3 months



Risks in Next 3 months	Value	%
Can't pay commercial rent/mortgage	45	8.9%
Can't pay commercial utilities	37	7.3%
Employee Lay offs	49	9.6%
Closing business temporarily	64	12.6%
Closing business permanently	17	3.3%
Unable to pay wages	44	8.7%
Unable to pay sick leave	11	2.2%
Unable to open for the summer	68	13.4%
Insurmountable debt	36	7.1%
Bankruptcy	13	2.6%
Significant loss of cash flow	108	21.3%
Other	16	3.1%

Please indicate which types of COVID-19 related aid you have applied for, and which you intend to apply for when available. Select all that apply.

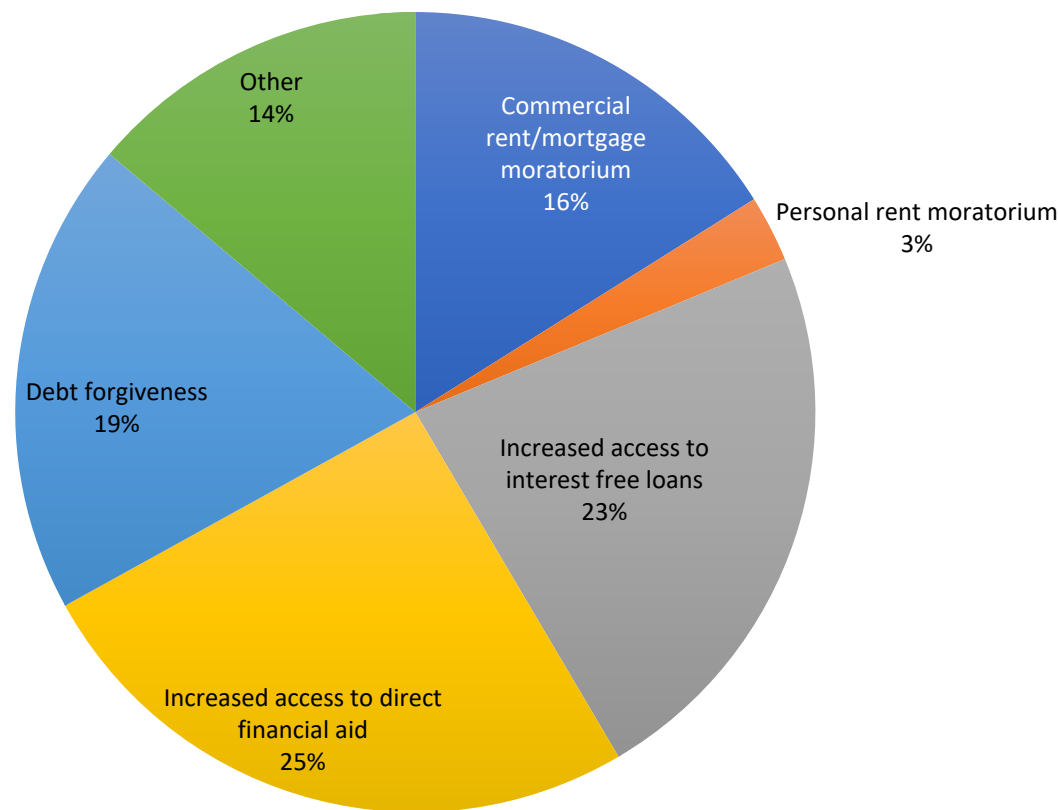
Which Types of COVID-19 Aid



What Types of Financial Aid	Value	%
10% wage subsidy	7	3.3%
75% wage subsidy	32	15.0%
\$40k interest free loan	51	23.8%
Employment insurance (EI)	8	3.7%
CERB	50	23.4%
GST/HST/Customs Deferral	21	9.8%
CECRA	8	3.6%
I did not qualify for any aid	28	12.5%
Other	9	4.0%

What other forms of financial aid do you require? Select all that apply.

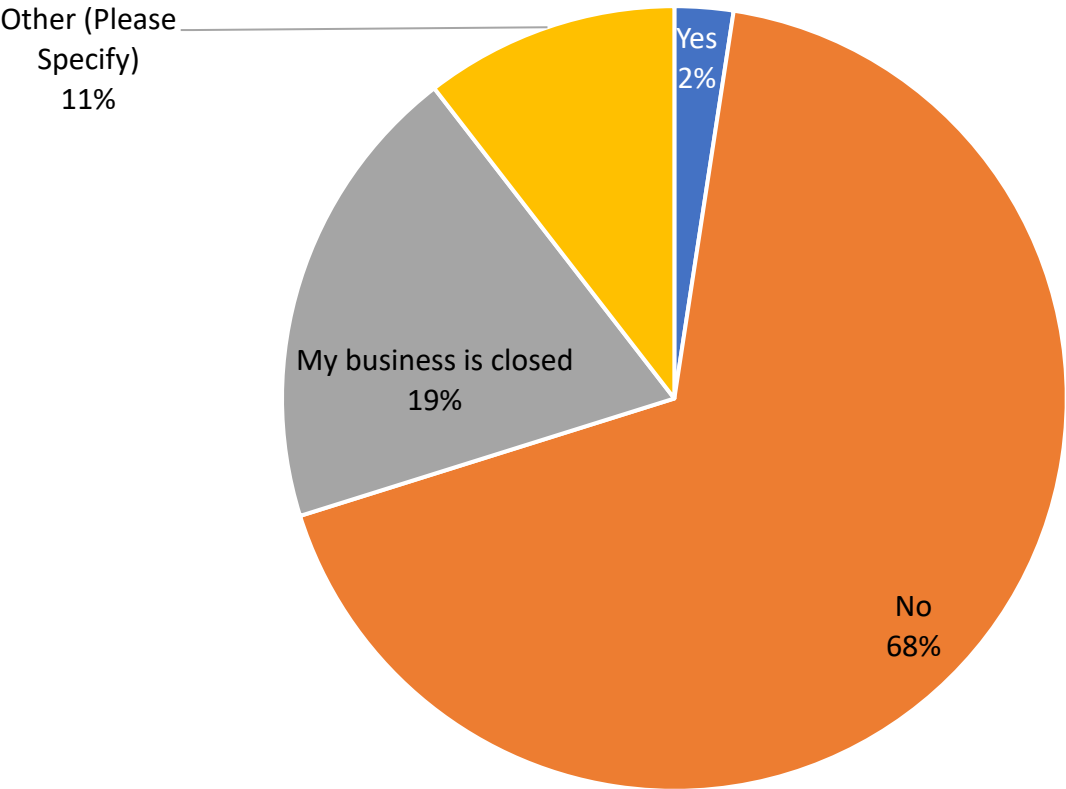
Other Forms of Financial Aid



Other Financial Aid?	Value	%
Commercial Rent/mortgage moratori	36	16.07%
personal rent Moratorium	6	2.68%
Increased access to interest free loan	51	22.77%
Increased access to direct financial ai	57	22.77%
debt forgiveness	43	19.20%
other (Please Specify	31	13.84%

If your business is closed due to COVID-19, does your insurance cover this business interruption?

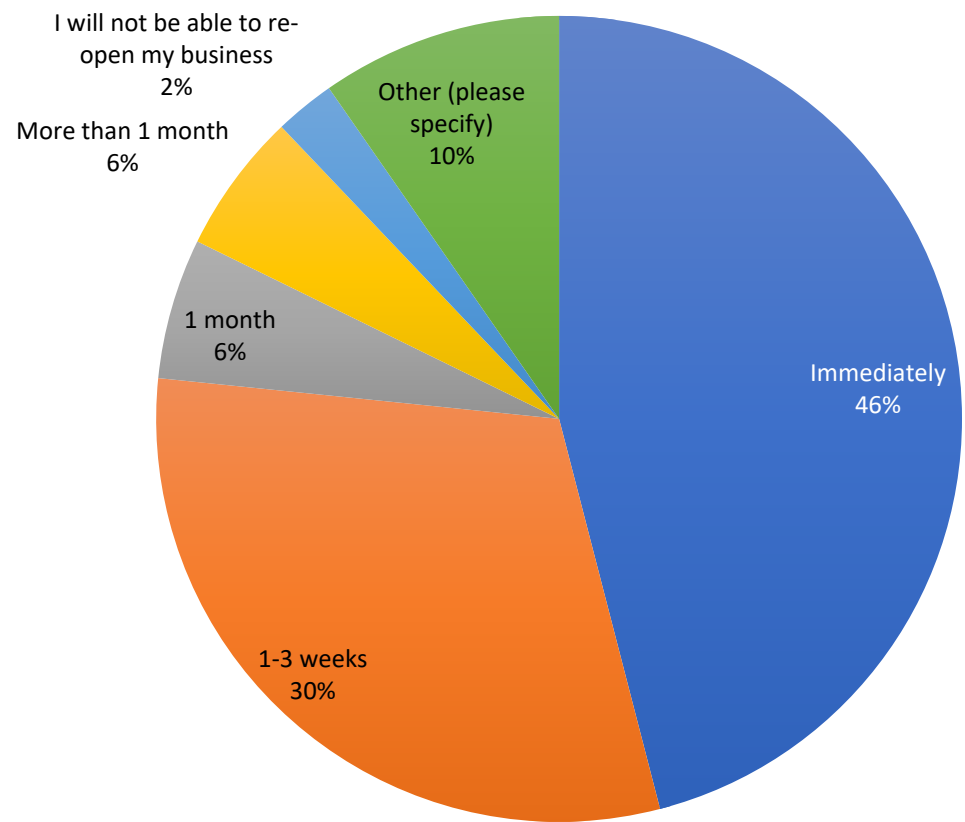
Was your Business Interruption Covered by your Insurance?



Did insurance cover this busines	Value	%
Yes	3	2.4%
No	84	67.7%
My business is closed	24	19.4%
Other (Please specify)	13	10.5%

When the current COVID-19 restrictions can be lifted, how long will it take you to re-open your business?

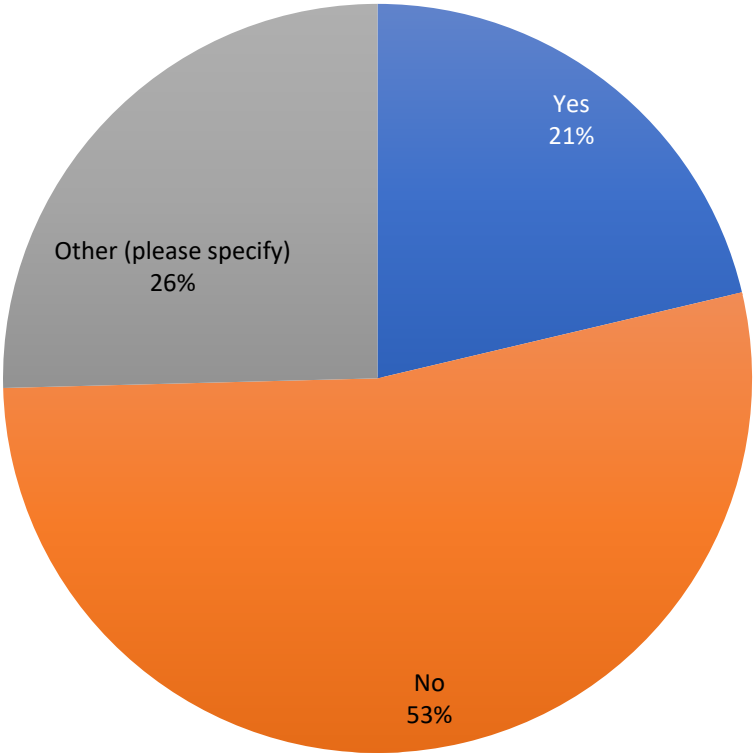
How Long Will it Take you to Reopen?



How long will it take to reopen?	Value	%
Immediately	57	46.0%
1-3 weeks	38	30.6%
1 month	7	5.6%
More than 1 month	7	5.6%
I will not re-open my business	3	2.4%
Other (please specify)	12	9.7%

Is the current COVID-19 government aid sufficient to ensure that your tourism operation will remain viable and ready to open when the restrictions are lifted?

Is the Government aid Enough?



Is the Government doing enough?	Value	%
Yes	26	21.3%
No	65	53.3%
Other (Please specify	31	25.4%