

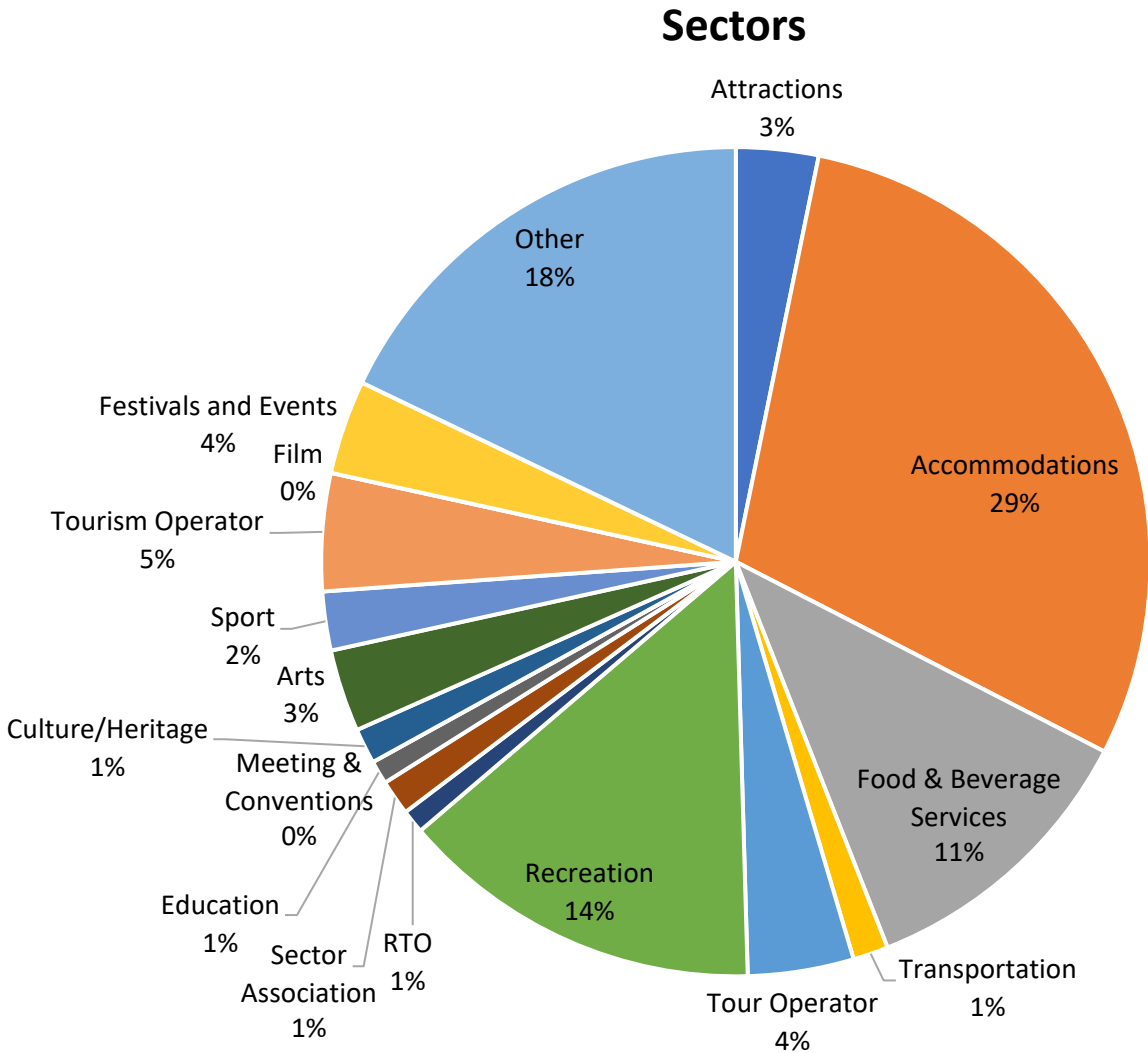
REGIONAL TOURISM ORGANIZATION 7



Region 7
Covid-19 Survey 3 Results
April 1 – 6, 2020

Which sector do you operate in? surveys

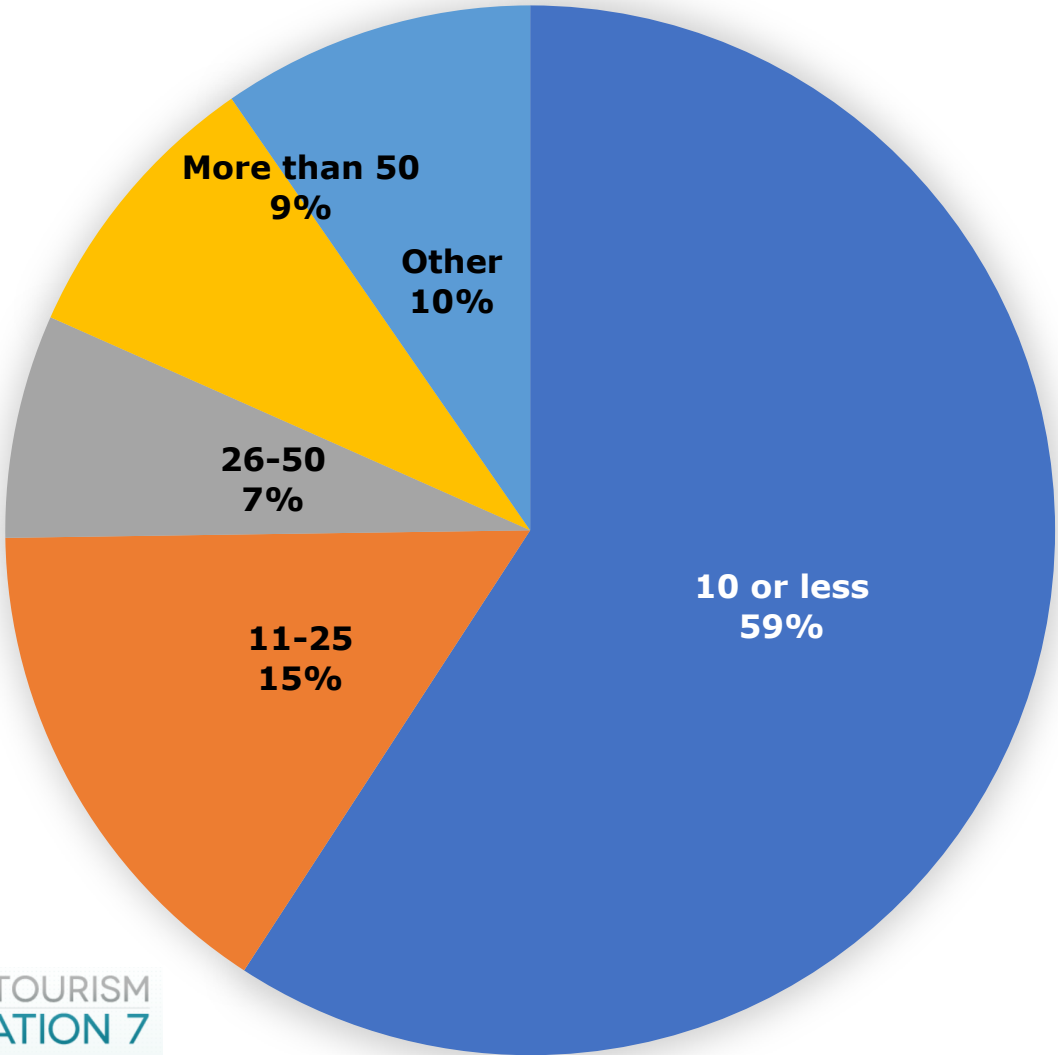
218 completed



Sectors	Value	%
Attractions	7	3.21%
Accommodations	64	29.36%
Food & Beverage Services	25	11.47%
Transportation	3	1.38%
Tour Operator	9	4.13%
Recreation	31	14.22%
RTO	2	0.92%
Sector Association	3	1.38%
Education	2	0.92%
Meeting & Conventions	0	0.00%
Culture/Heritage	3	1.38%
Arts	7	3.21%
Sport	5	2.29%
Tourism Operator	10	4.59%
Film	0	0.00%
Festivals and Events	8	3.67%
Other	39	17.89%

How many employees does your business have?

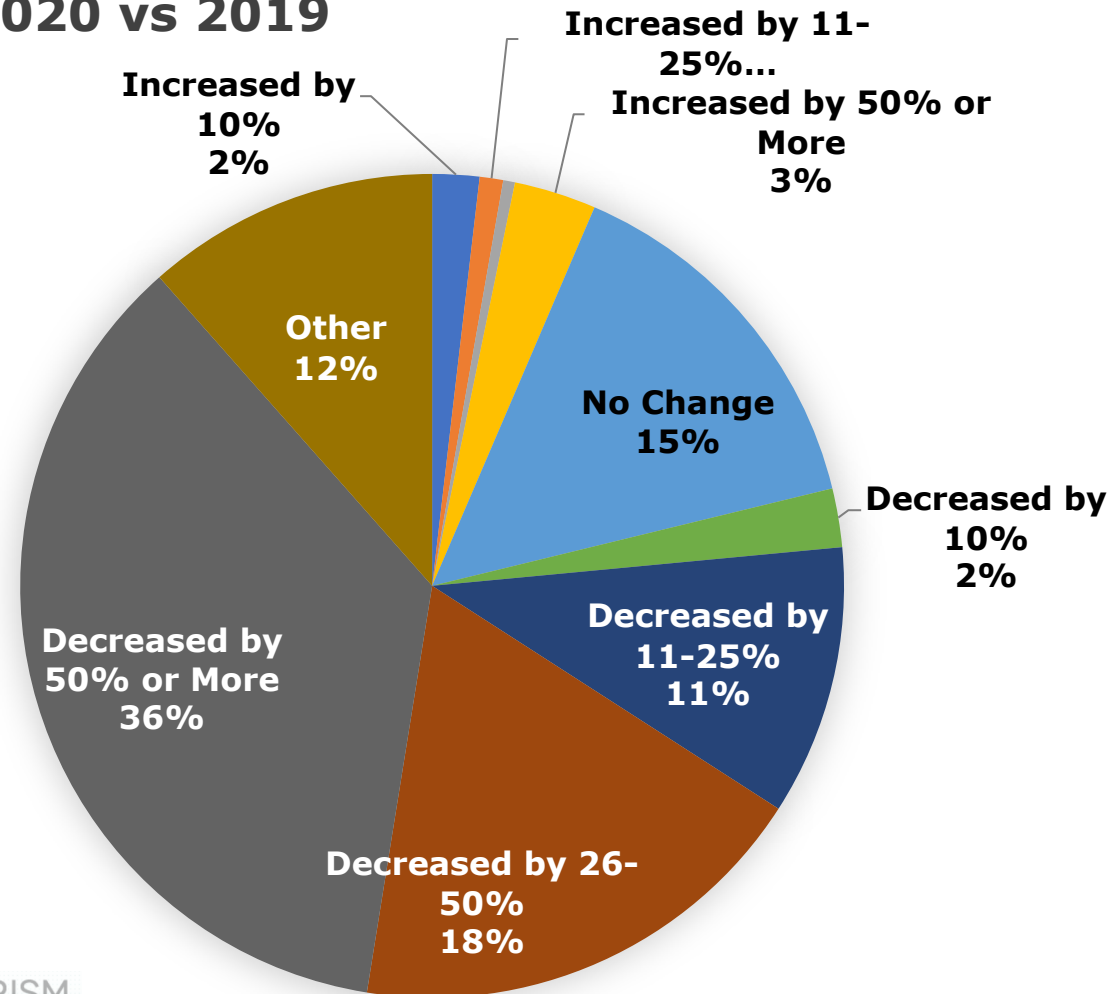
Number of Employees



Number of Employees	Value	%
10 or less	129	59.17%
11-26	34	15.60%
26-50	15	6.88%
More than 50	19	8.72%
Other	21	9.63%

How do your sales/revenue in March 2020 compare to your sales/revenue in March 2019?

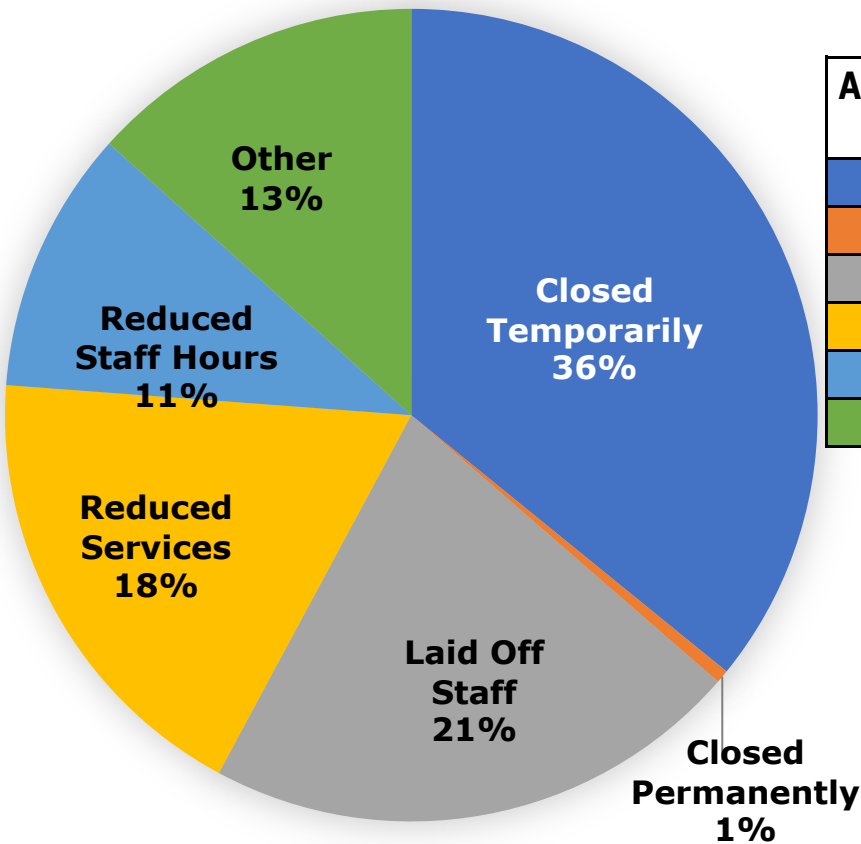
**Sales/Revenue
March 2020 vs 2019**



Sales Increase/Decrease	Value	%
Increased by 10%	4	1.84%
Increased by 11-25%	2	0.92%
Increased by 26-50%	1	0.46%
Increased by 50% or more	7	3.23%
No change	32	14.75%
Decreased by 1-10%	5	2.30%
Decreased by 11-25%	23	10.60%
Decreased by 26-50%	40	18.43%
Decreased by 50% or more	78	35.94%
Other	25	11.52%

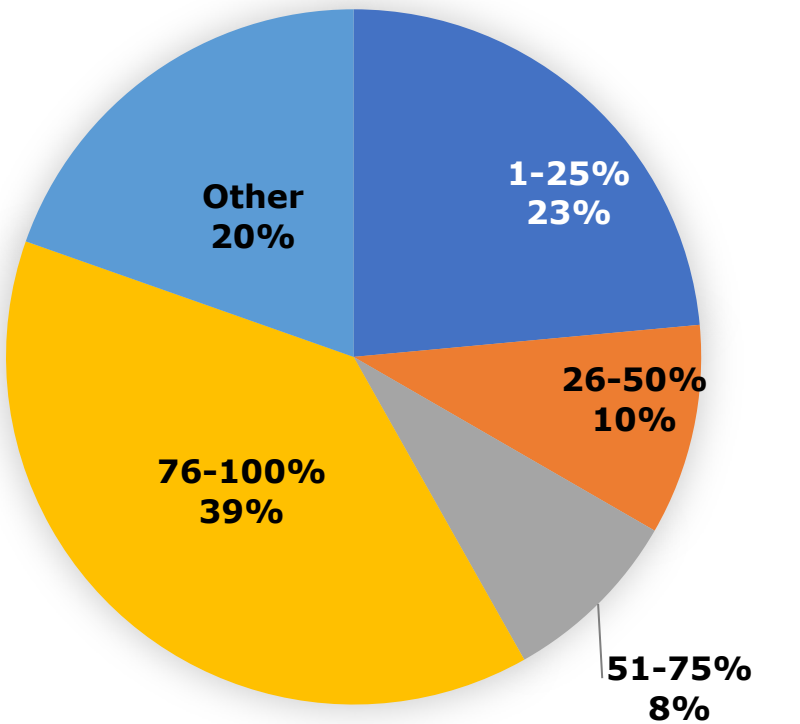
What actions have you currently taken as a result of COVID-19?

Actions as a Result of COVID-19
Select All that Apply



Actions taken as a result of COVID-19	Value	%
Closed temporarily	137	35.86%
Closed permanently	2	0.52%
Laid off staff	82	21.47%
Reduced services	70	18.32%
Reduced staff hours	40	10.47%
Other	51	13.35%

% of Employees Laid off



If you answered Yes	Value	%
1-25%	36	23.53%
26-50%	15	9.80%
51-75%	13	8.50%
76-100%	59	38.56%
Other	30	19.61%

Looking ahead at the next 3 months, please indicate the risks your business is facing. (Select all that apply)

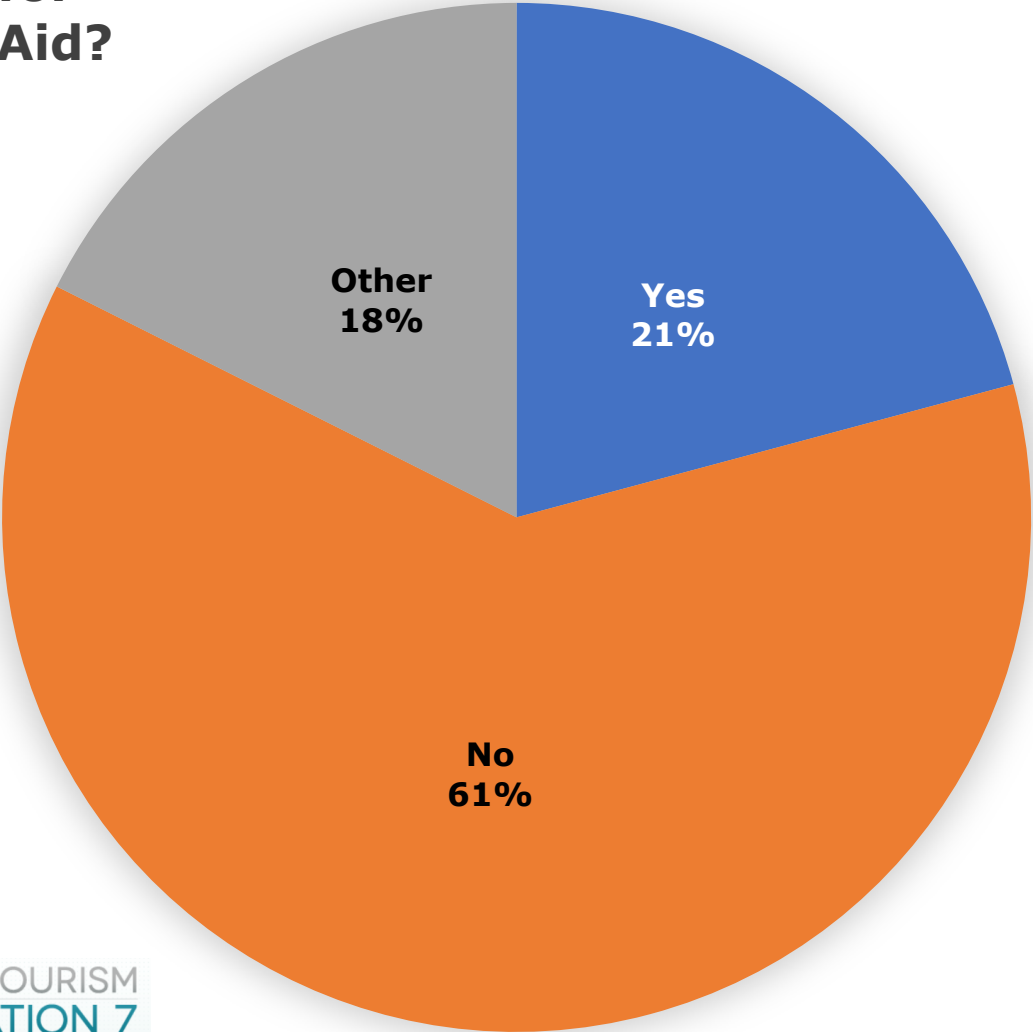
Risks in the next 3 months



Risks in Next 3 months	Value	%
Employee Lay offs	91	17.64%
Closing your business temporarily	113	21.90%
Closing your business permanently	53	10.27%
Unable to pay staff wages	77	14.92%
Unable to pay staff sick leave	27	5.23%
Unable to open for the summer season	123	0.00%
Other	32	6.20%

Have you applied for any COVID-19 related aid funding from any level of Government?

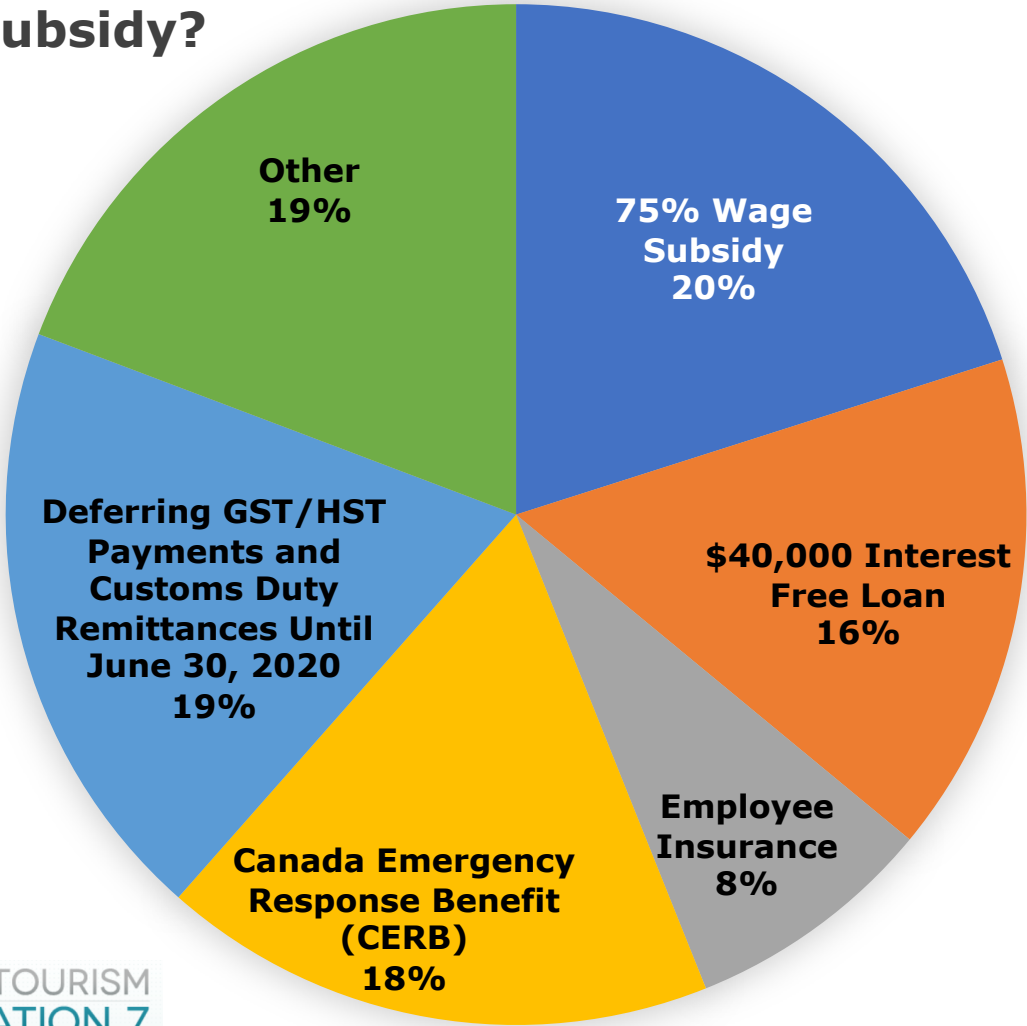
**Applied for
Financial Aid?**



Do you require assistance?	Value	%
Yes	45	20.83%
No	133	61.57%
Other	38	17.59%

If you answered yes to the above question, please indicate which types of COVID-19 related aid you have applied for, and which you intend to apply for when available.

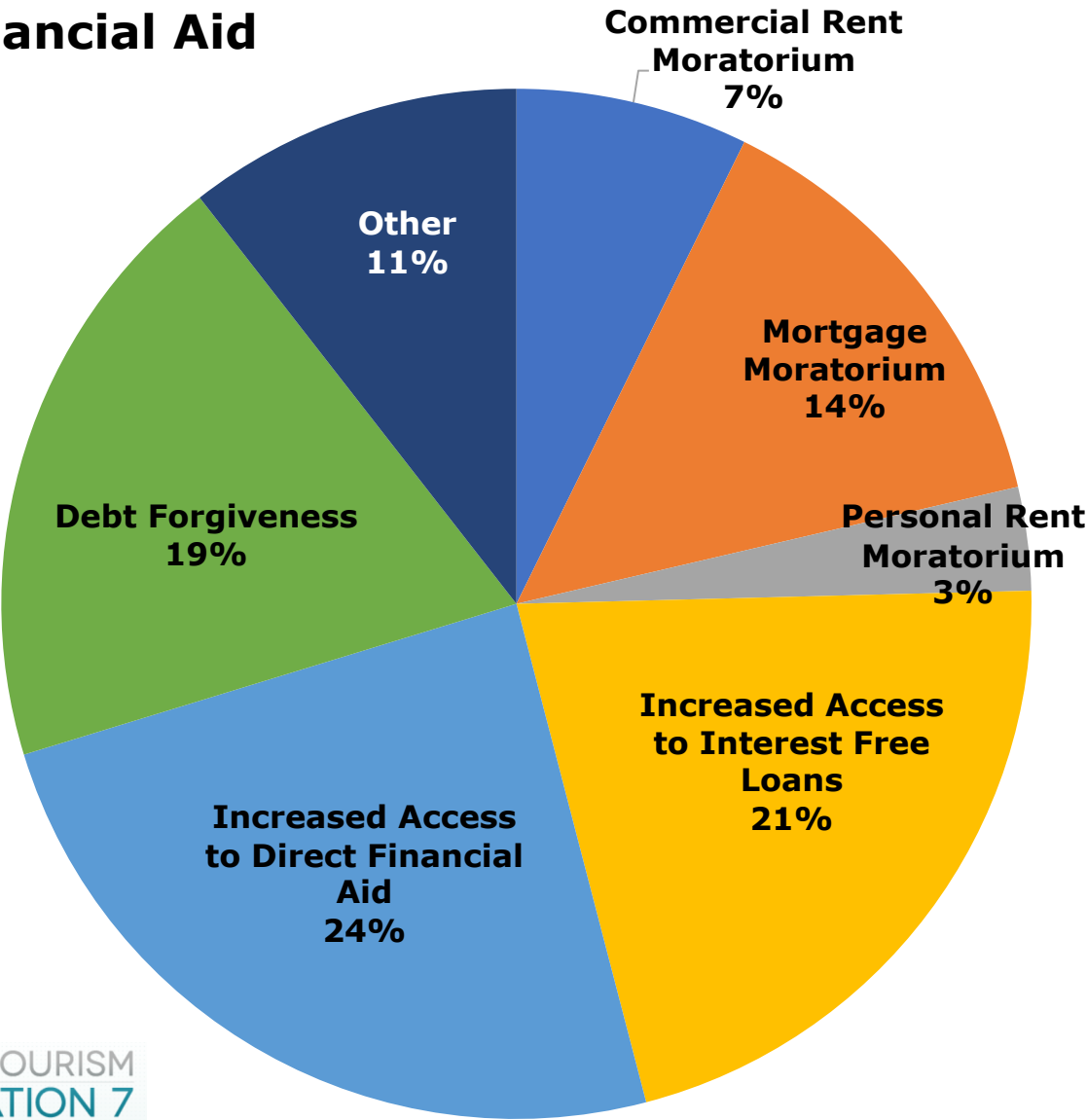
Which Subsidy?



Which Subsidy?	Value	%
75% Wage Subsidy	48	20.08%
\$40,000 Interest free loan	38	15.90%
Employee Insurance	19	7.95%
Canada Emergency Response Benefit (CERB)	42	17.57%
Deferring GST/HST payments and customs duty remittances until June 30, 2020	46	19.25%
Other	46	19.25%

What other forms of financial aid do you require during COVID-19?

Other Financial Aid



Other Financial Aid?	Value	%
Commercial Rent moratorium	27	7.30%
mortgage moratorium	52	14.05%
Personal rent Moratorium	12	3.24%
Increased access to interest free loans	79	24.32%
Increased access to direct financial aid	90	24.32%
Debt forgiveness	71	19.19%
Other (Please Specify)	39	10.54%